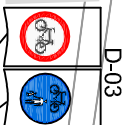
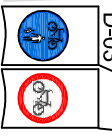


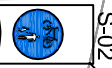
Install double sign faced bollard (D-03)



Install double sign faced bollard (D-03)



Install single sign faced bollard (S-02)



Install sign diag. 956 from store on lamp post



Relocate directional sign to adjacent lamp post and remove post to tip

Install new sign diag. 951 on lamp post



Remove posts shown in red to tip and reinstall directional signs on new post shown in black

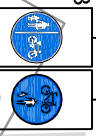
Remove signs diag. 956 to store and post to tip

Install sign diag. 957 (diameter 150mm) on existing wooden bollard



Replace existing single yellow line with double yellow line

Install double sign face bollard (D02-B)



Key:

	Pedestrian/Cycle shared paved area		Ladder tactile
	Red blistered tactile		New drop kerb
	Buff blistered tactile		Double sign faced hexagon bollard
	Double Yellow Line		MB

© Crown Copyright. Reproduced from the Ordnance Survey mapping with permission. Unauthorised reproduction infringes Crown Copyright and may lead to prosecution or civil proceedings. Greenwich Council, 2014. Licence No. 1000156292111. This copy has been produced specifically for Highways purposes only. No further copies may be made.



Royal Borough of Greenwich
Strategic Transportation
Regeneration, Enterprise and Skills
The Woolwich Centre
35 Wellington Street
Woolwich, London
SE18 6HQ

Rev	Revision Note	Date

Notes

- All items shown in:
 - (a) Black and other colours (except red & grey) are new and to be installed.
 - (b) Grey are existing and are to remain.
 - (c) Red are to be removed.
- Text showing 'Sign Diag. 000' refers to a Traffic Sign Regulation and General Direction 2002 diagram Number.

Job Title	CYCLE ROUTE 20 IMPROVEMENT SCHEME
Drawing Title	Proposal to install a cycle/pedestrian Zebra Crossing on Court Road

Scale	NTS	A4	Designed	WH	
Date created	27/07/15	Checked	PL	Approved	AD
Drawing No.	E2472-COIN-003	Rev.			

File path: S:\Department\London and SE18\Transport\Greenwich\Greenwich\2014\07\27\2014_07_27_15_003\2014_07_27_15_003.dwg